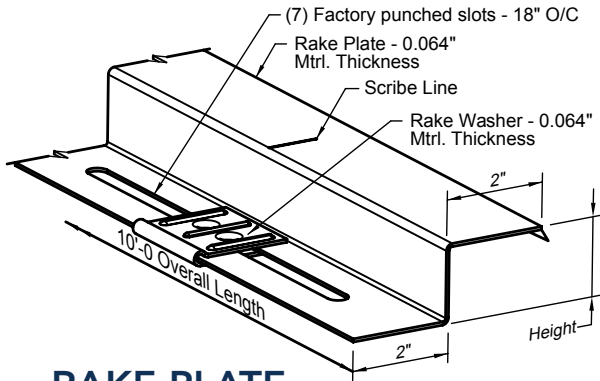
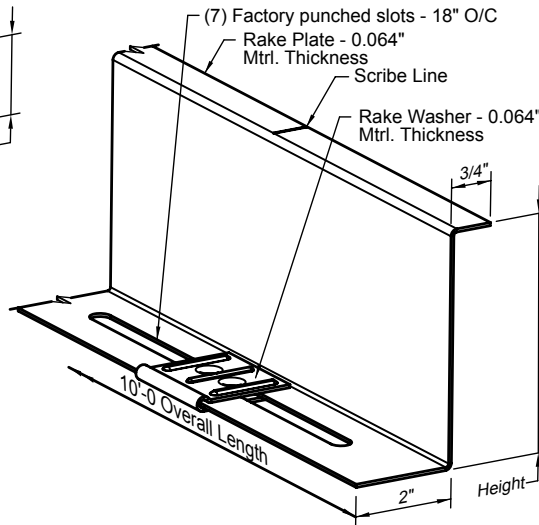


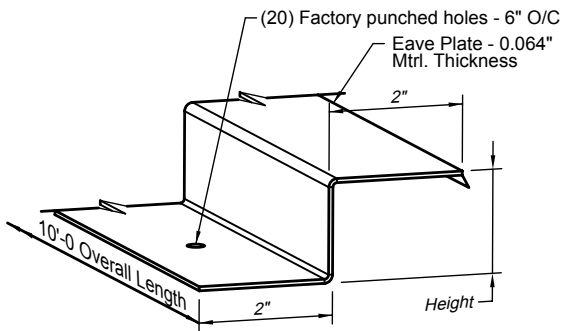
HIGH-CAPACITY RAKE, STARTER AND EAVE PLATES



RAKE PLATE



STARTER PLATE



EAVE PLATE

Part #	Height
RP-005	1/2"
RP-015	1-1/2"
RP-020	2"
RP-025	2-1/2"
RP-030	3"

Part #	Height
SP-035	3-1/2"
SP-045	4-1/2"
SP-050	5"
SP-055	5-1/2"
SP-060	6"

Part #	Height
EP-005	1/2"
EP-015	1-1/2"
EP-020	2"
EP-025	2-1/2"
EP-030	3"
EP-035	3-1/2"

CONSTRUCTION

- G-90 Galvanized 50 ksi Steel Coating

Starter Plates

- Clip instructional alignment decal
- Design allows up to 7" thermal movement



The Superior Seam Technology design and engineering meets the more stringent corner/edge zones uplift codes.